

Paper Reference 9MA0–31
Pearson Edexcel
Level 3 GCE

Mathematics
Advanced
Paper 31: Statistics

Friday 14 June 2019 – Afternoon

Diagram Book

**In the boxes below, write your name,
centre number and candidate number.**

Surname					
Other names					
Centre Number					
Candidate Number					

INSTRUCTIONS

There may be spare copies of some diagrams in case you need them.

**THIS DIAGRAM BOOK MUST BE
RETURNED WITH THE ANSWER
BOOK AT THE END OF THE
EXAMINATION.**

Contents

Page

4	Question 2 Diagram 1
5	Question 2 Diagram 1 (Spare copy)
6	Question 2 Diagram 2
7	Question 4
8	Question 4(c)

Diagram 1

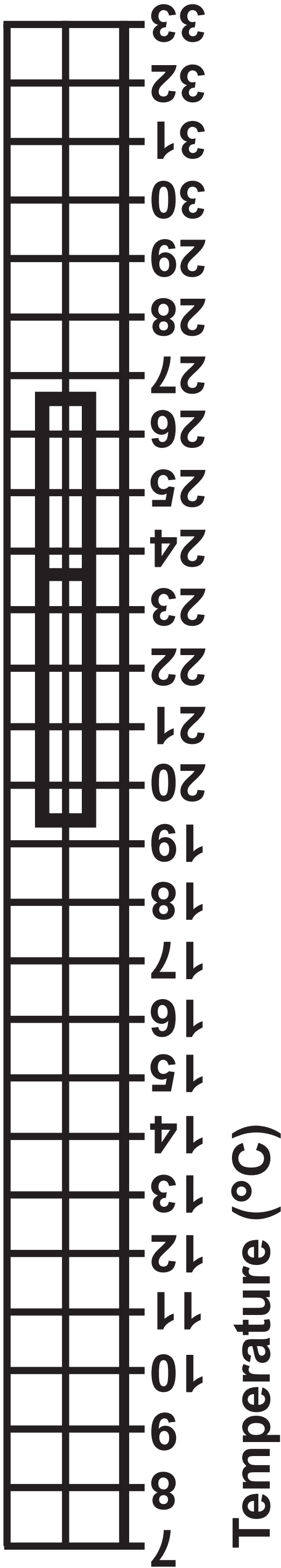
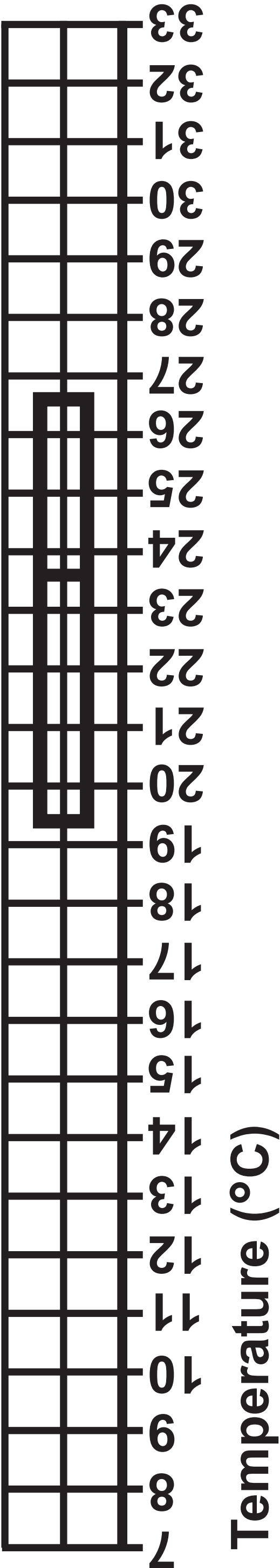
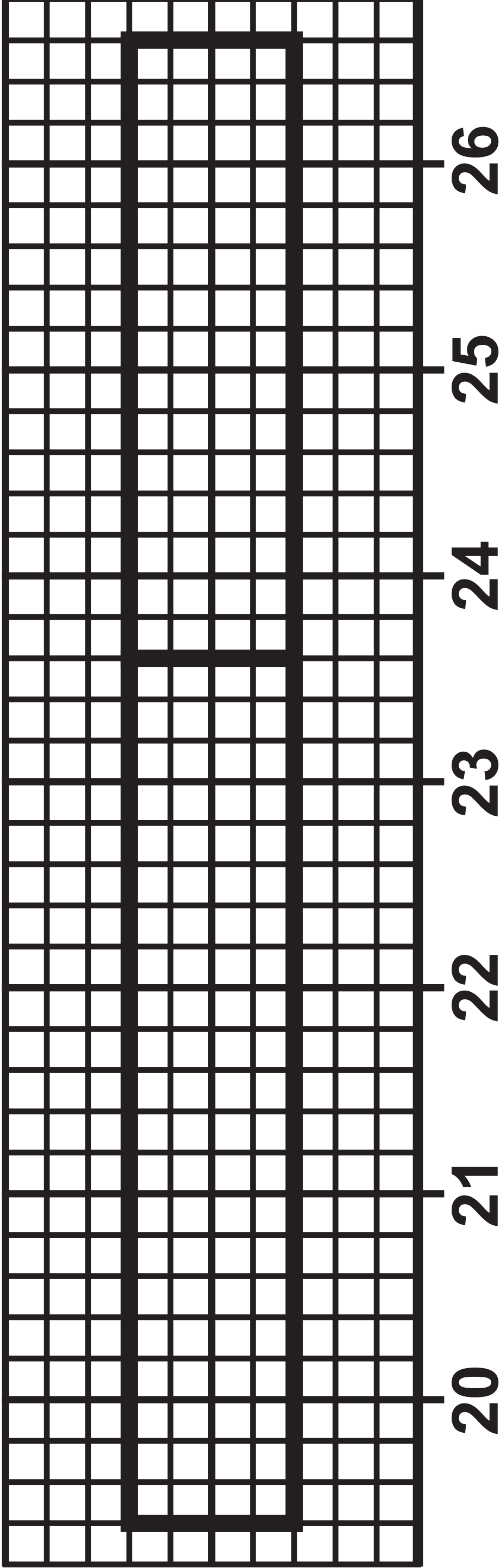


Diagram 1



Question 2

Diagram 2



Daily mean total cloud cover (oktas)	Frequency (number of days)
0	0
1	1
2	4
3	7
4	10
5	30
6	52
7	52
8	28

Daily mean total cloud cover (oktas)	Frequency (number of days)
0	0
1	0
2	1
3	1
4	2
5	1
6	5
7	9
8	9